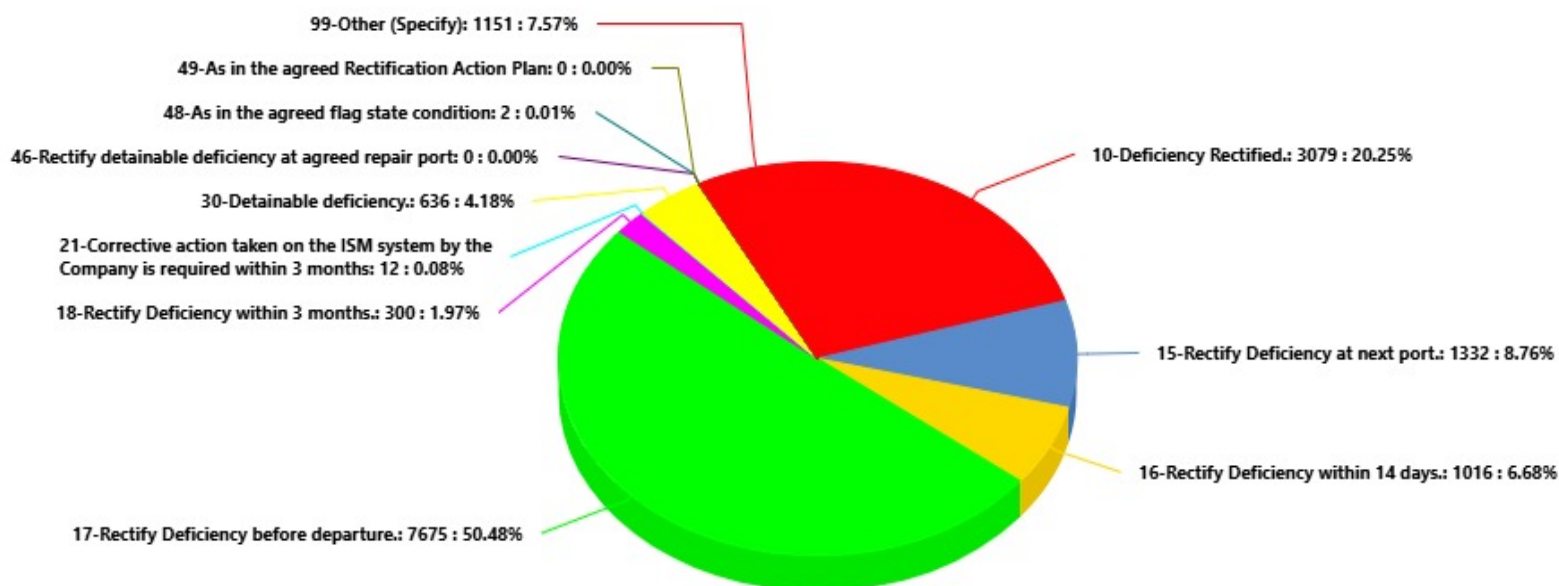


Analysis of deficiencies and possible action taken

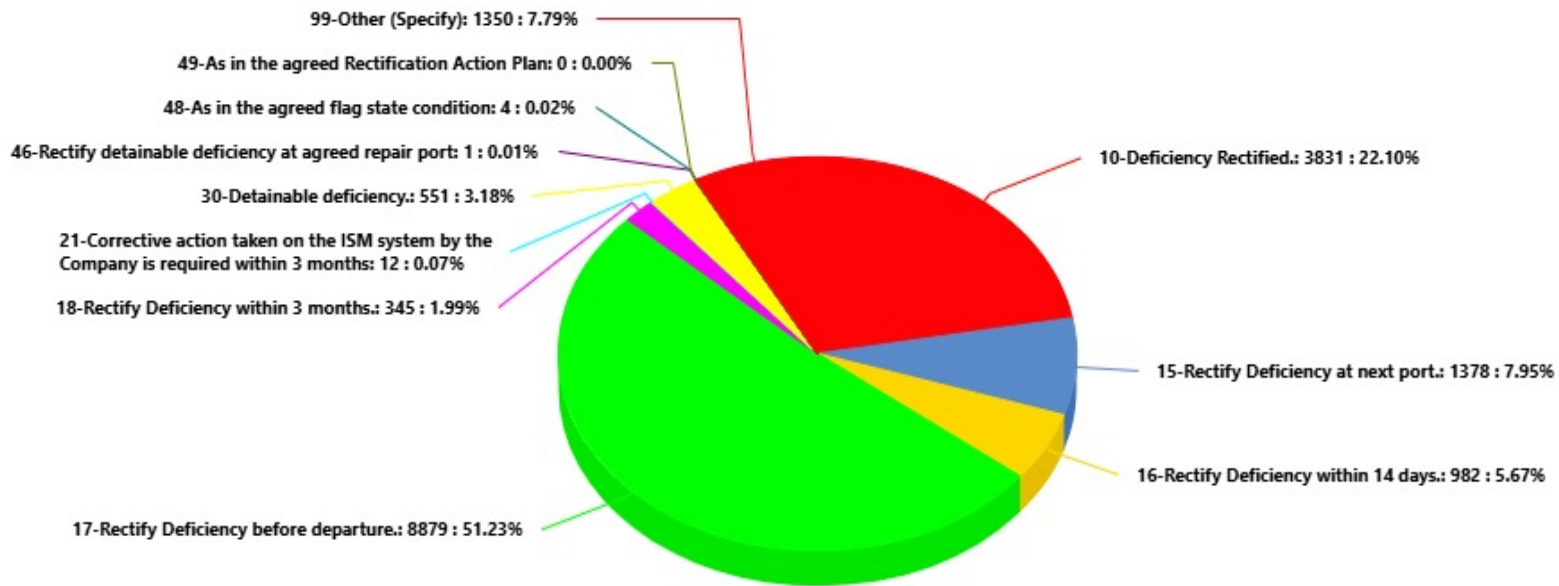
2024		
Deficiency Action	Count	Percent
10-Deficiency Rectified.	3079	20.25%
15-Rectify Deficiency at next port.	1332	8.76%
16-Rectify Deficiency within 14 days.	1016	6.68%
17-Rectify Deficiency before departure.	7675	50.48%
18-Rectify Deficiency within 3 months.	300	1.97%
21-Corrective action taken on the ISM system by the Company is required within 3 months	12	0.08%
30-Detainable deficiency.	636	4.18%
46-Rectify detainable deficiency at agreed repair port	0	0%
48-As in the agreed flag state condition	2	0.01%
49-As in the agreed Rectification Action Plan	0	0%
99-Other (Specify)	1151	7.57%

Analysis of deficiencies and possible action taken during 2024



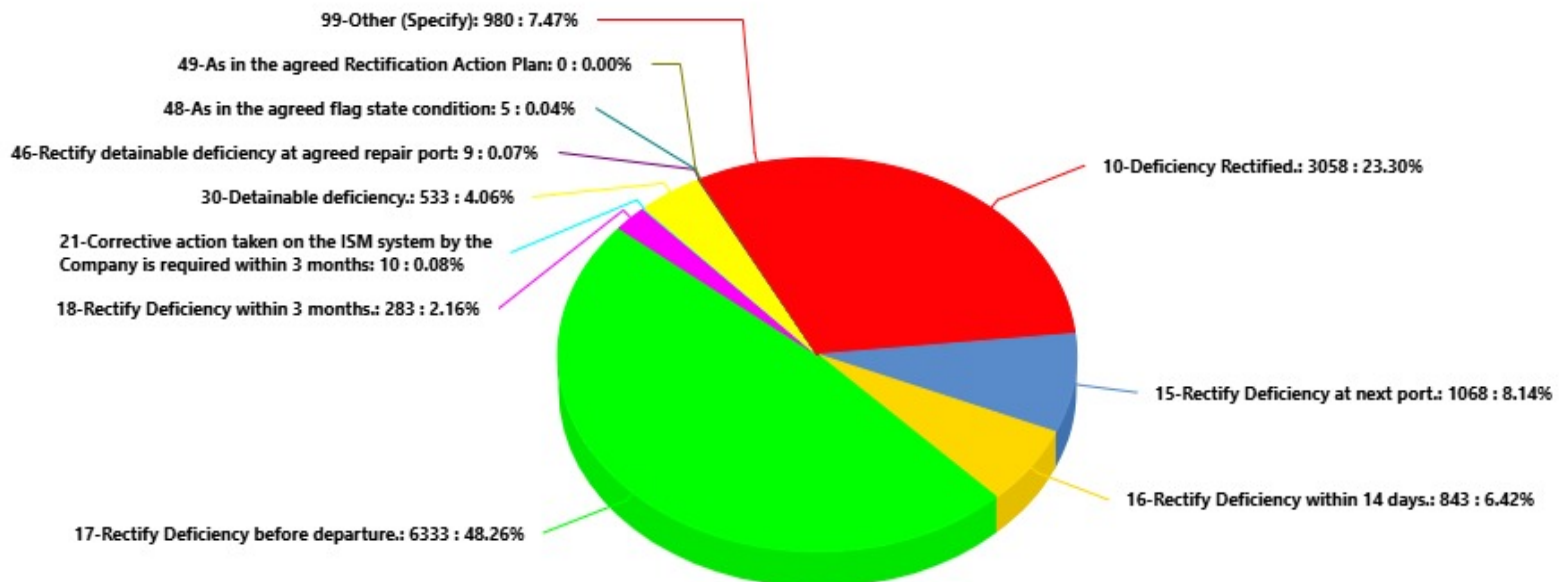
2023		
Deficiency Action	Count	Percent
10-Deficiency Rectified.	3831	22.1%
15-Rectify Deficiency at next port.	1378	7.95%
16-Rectify Deficiency within 14 days.	982	5.67%
17-Rectify Deficiency before departure.	8879	51.23%
18-Rectify Deficiency within 3 months.	345	1.99%
21-Corrective action taken on the ISM system by the Company is required within 3 months	12	0.07%
30-Detainable deficiency.	551	3.18%
46-Rectify detainable deficiency at agreed repair port	1	0.01%
48-As in the agreed flag state condition	4	0.02%
49-As in the agreed Rectification Action Plan	0	0%
99-Other (Specify)	1350	7.79%

Analysis of deficiencies and possible action taken during 2023



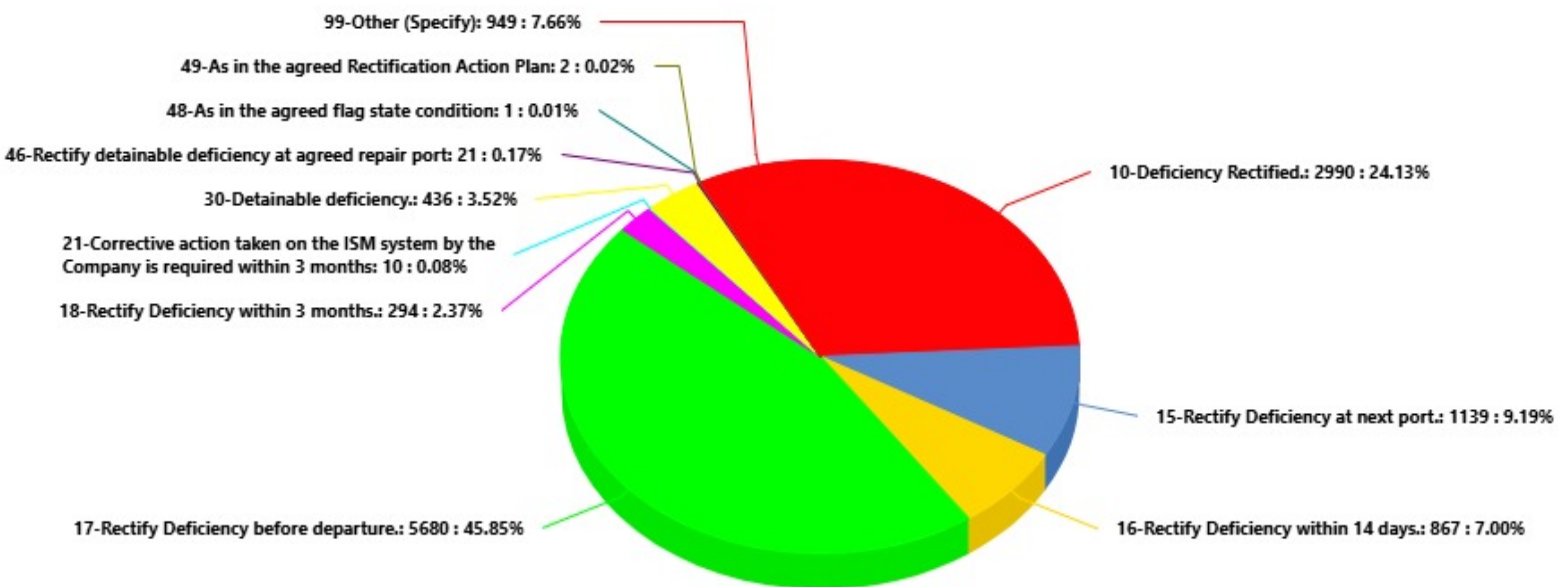
2022		
Deficiency Action	Count	Percent
10-Deficiency Rectified.	3058	23.3%
15-Rectify Deficiency at next port.	1068	8.14%
16-Rectify Deficiency within 14 days.	843	6.42%
17-Rectify Deficiency before departure.	6333	48.26%
18-Rectify Deficiency within 3 months.	283	2.16%
21-Corrective action taken on the ISM system by the Company is required within 3 months	10	0.08%
30-Detainable deficiency.	533	4.06%
46-Rectify detainable deficiency at agreed repair port	9	0.07%
48-As in the agreed flag state condition	5	0.04%
49-As in the agreed Rectification Action Plan	0	0%
99-Other (Specify)	980	7.47%

Analysis of deficiencies and possible action taken during 2022



2021		
Deficiency Action	Count	Percent
10-Deficiency Rectified.	2990	24.13%
15-Rectify Deficiency at next port.	1139	9.19%
16-Rectify Deficiency within 14 days.	867	7%
17-Rectify Deficiency before departure.	5680	45.85%
18-Rectify Deficiency within 3 months.	294	2.37%
21-Corrective action taken on the ISM system by the Company is required within 3 months	10	0.08%
30-Detainable deficiency.	436	3.52%
46-Rectify detainable deficiency at agreed repair port	21	0.17%
48-As in the agreed flag state condition	1	0.01%
49-As in the agreed Rectification Action Plan	2	0.02%
99-Other (Specify)	949	7.66%

Analysis of deficiencies and possible action taken during 2021



2020		
Deficiency Action	Count	Percent
10-Deficiency Rectified.	2910	23.32%
15-Rectify Deficiency at next port.	1044	8.37%
16-Rectify Deficiency within 14 days.	911	7.3%
17-Rectify Deficiency before departure.	5924	47.47%
18-Rectify Deficiency within 3 months.	274	2.2%
21-Corrective action taken on the ISM system by the Company is required within 3 months	9	0.07%
30-Detainable deficiency.	466	3.73%
46-Rectify detainable deficiency at agreed repair port	11	0.09%
48-As in the agreed flag state condition	3	0.02%
49-As in the agreed Rectification Action Plan	2	0.02%
99-Other (Specify)	925	7.41%

Analysis of deficiencies and possible action taken during 2020

